



TECHNICAL REPORT

2021



Report provided by Ligbron eLearning IT department

Enquiries: Johan van Heerden | itsupport@ligbron.co.za | 0178113279

INTRODUCTION

Ligbron eLearning is proud to bring you our Technical Report for 2021, showcasing the schools and classes that you sponsor in support of our shared vision to change the lives of students who will build our country's future.

We are a team that is passionate about technology and problem-solving, and so we ensure that the “in-classroom technology” is always functioning at the highest standards.

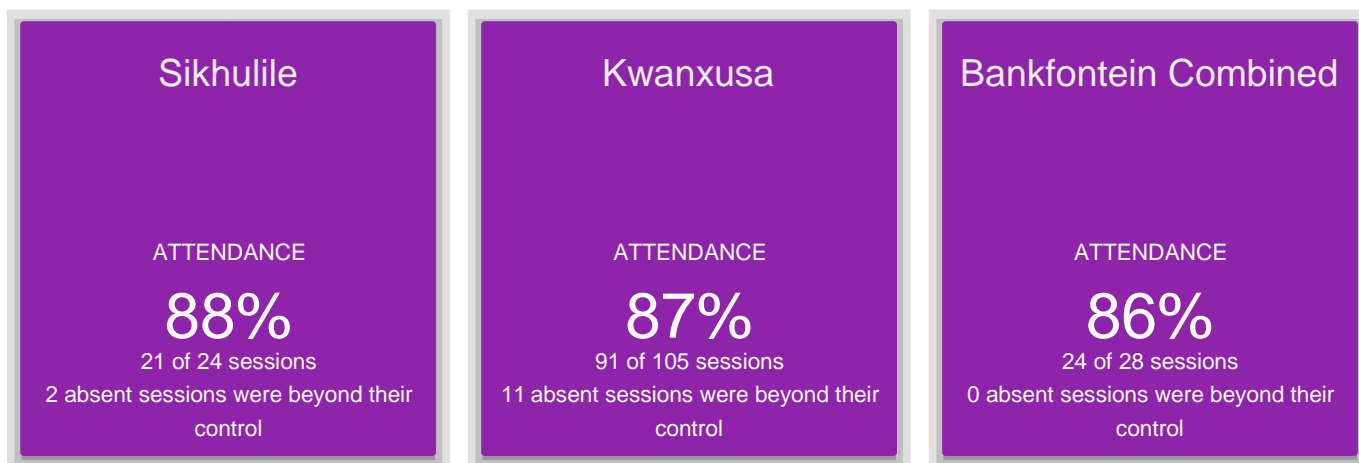
We face the challenges of an ever-changing environment head on and adapt where needed. Keeping education moving forward is our drive and privilege.

This report aims to provide you with the story of student attendance, the reasons behind it and also highlights some of the daily challenges the schools are struggling with, such as lack of electricity and community protests. The report then focuses on the details of the support provided to the schools.


We are proud to be the guiding hand through which your sponsorship impacts the lives of these students.

BROADCAST STATISTICS

MOST ATTENDED



SUBJECT ATTENDANCE



Science Grade 12

Mathematics Grade 11

Mathematics Grade 12

Science Grade 11

ABSENCE
RATE

17%

PHONE
CALLS

5

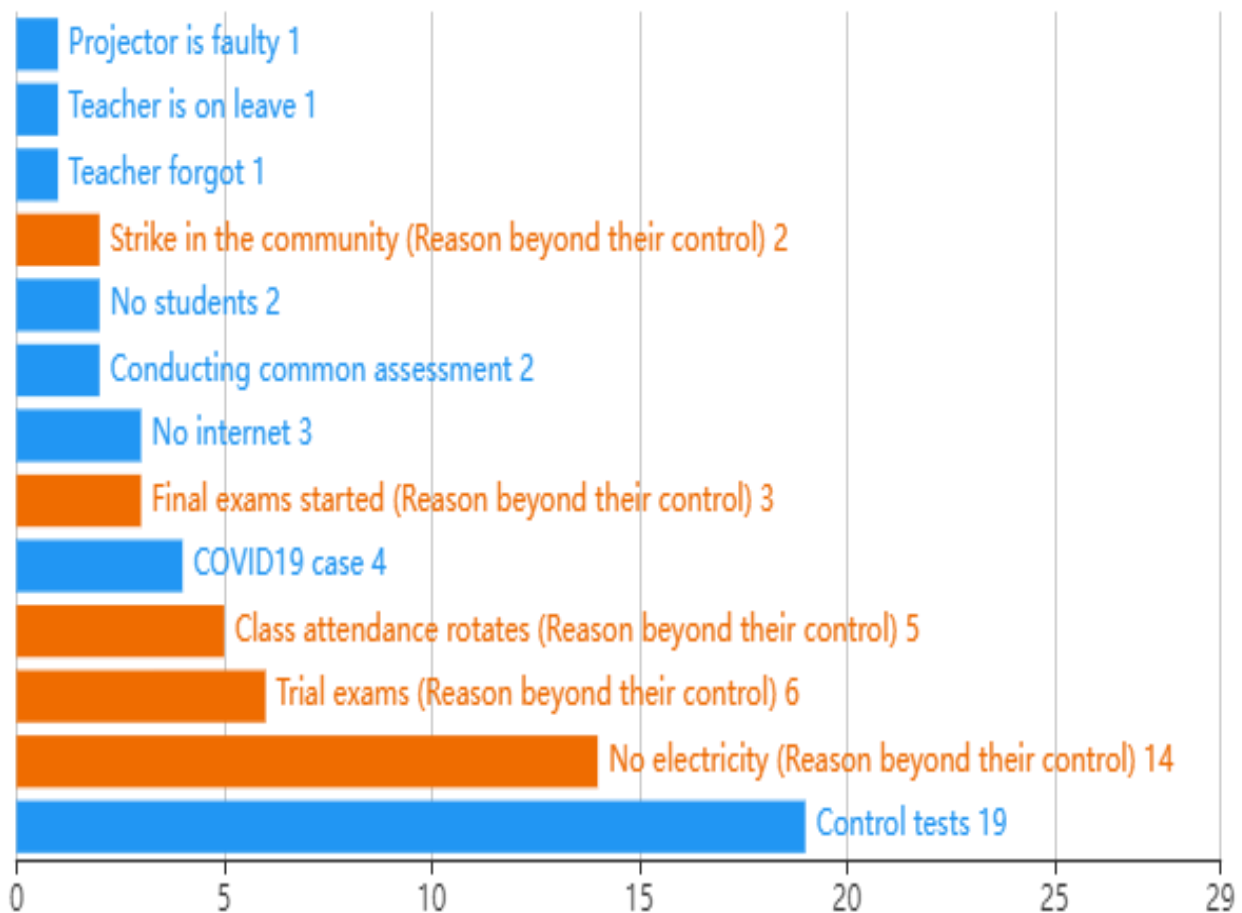


Made to 63 absentees



ABSENT REASONS

Total over all sessions



ATTENDANCE OVERVIEW PER GRADE AND CLASS

Grade 11

School ↑	Subject	Attended ↑	Absent ↑	Beyond Control	Attendance
Bankfontein Combined School	Mathematics 2021	24	4	0	86%
Kayamandi Secondary School	Science 2021	22	7	1	76%
Kwanxusa High School	Mathematics 2021	25	2	2	93%
Kwanxusa High School	Science 2021	22	7	4	76%
Sikhulile Secondary School	Science 2021	10	1	0	91%
Tshwenyane Combined School	Mathematics 2021	21	6	4	78%
Umzimvelo Secondary School	Mathematics 2021	22	5	2	81%
Umzimvelo Secondary School	Science 2021	23	6	0	79%

Grade 12

School ↑	Subject	Attended	Absent	Beyond Control	Attendance
Kwanxusa High School	Mathematics 2021	23	2	2	92%
Kwanxusa High School	Science 2021	21	3	3	88%
Shea O'Connor Combined School	Mathematics 2021	20	5	2	80%
Shea O'Connor Combined School	Science 2021	19	4	1	83%
Sikhulile Secondary School	Mathematics 2021	5	1	1	83%
Sikhulile Secondary School	Science 2021	6	1	1	86%
Tshwenyane Combined School	Mathematics 2021	20	5	3	80%
Tshwenyane Combined School	Science 2021	20	4	4	83%

SUPPORT STATISTICS

VEHICLE
TRIPS

275

ROUTINE
CHECKS

21

FULL
INSTALLATIONS

4

SUPPORT
REQUESTS

33

CLOSE-OUT

The Ligbron eLearning technical team has had a very positive year. Despite the ongoing pandemic, we have continued to service all the schools and classes with our fastest ever turnaround times for any issues reported. This is largely due to proactive planning and great teamwork from all our staff.

We have a remote-first policy now to ensure the safety of all staff and students but we are always ready to resolve issues at the school locations as needed.

We have continued with our routine calls to teachers that we implemented last year. This not only reduces the need for on-site visits but also enhances our relationship with the teachers, resulting in better service and ensuring no issues are missed.

We have also continued to do needed routine checks at all locations to make sure the students get the best possible service and access to the tools they need to thrive.

Please feel free to contact us if you have any questions. We look forward to bringing the students - and you - even more value next year.

