



SASOL/OSIZWENI

TECHNICAL REPORT

2022

AZALEA COMBINED SCHOOL

BALFOUR COMBINED SCHOOL

DLOMODLOMO SECONDARY
SCHOOL

IM MANCHU HIGH SCHOOL

ISIFISOSETHU SECONDARY
SCHOOL

JANDRELL SECONDARY SCHOOL

KHULA-SAKHILE SECONDARY
SCHOOL

KHUNJULIWE SECONDARY
SCHOOL

NTHOROANE SECONDARY
SCHOOL

QONDULWAZI SECONDARY
SCHOOL

SETSHENG SECONDARY SCHOOL

STANWEST SECONDARY SCHOOL

THOBELANI SECONDARY SCHOOL

THUTO THEBE SECONDARY
SCHOOL

TSHEPEHA COMBINED SCHOOL

ZIKHETHELENI SECONDARY
SCHOOL



Report provided by Ligbron eLearning IT department

Enquiries: Johan van Heerden | itsupport@ligbron.co.za | 0178113279

INTRODUCTION

Ligbron e-Learning is proud to bring you our Technical Report for 2022, showcasing the schools and classes that you sponsor in support of our shared vision to change the lives of students who will build our country's future.

We are a team that is passionate about technology and problem-solving, and so we ensure that the "in- classroom technology" is always functioning at the highest standards.

We face the challenges of an ever-changing environment head on and adapt where needed. Keeping education moving forward is our drive and privilege.

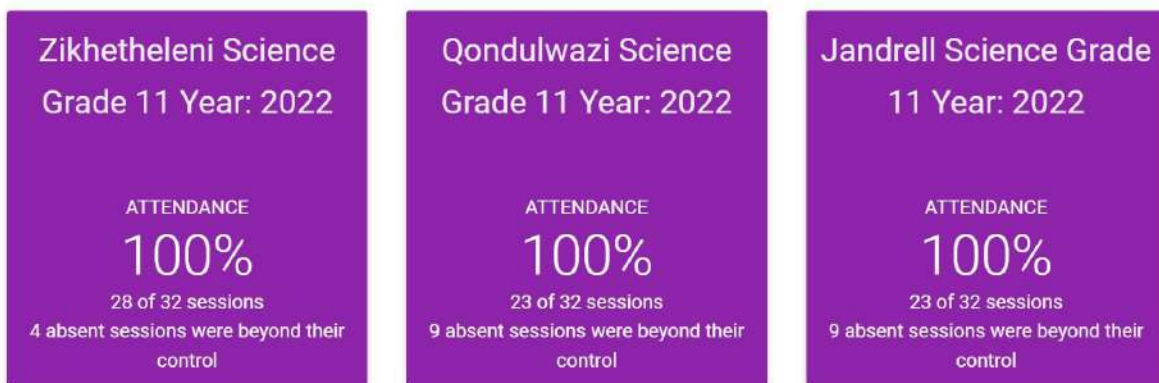
This report aims to provide you with the story of student attendance, the reasons behind it and also highlights some of the daily challenges the schools are struggling with, such as lack of electricity and community protests. The report then focuses on the details of the support provided to the schools.

We are proud to be the guiding hand through which your sponsorship impacts the lives of these students

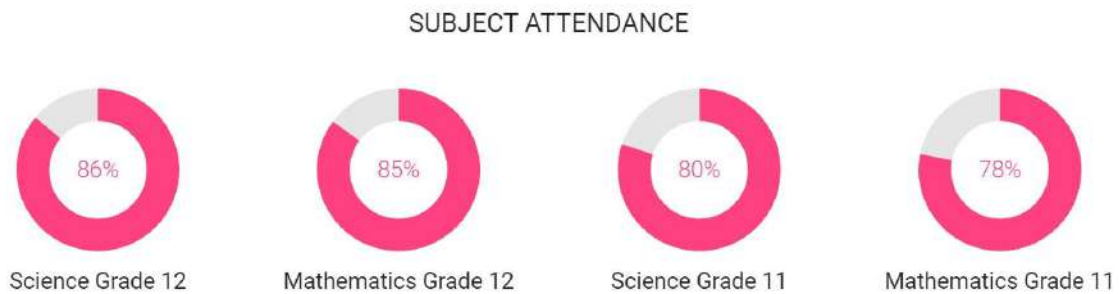
BROADCAST STATISTICS

It is a privilege to provide children with our service via your sponsorship with schools that understand the value and children that take full advantage of bettering their future. The 3 top attending classes that you are sponsoring are:

MOST ATTENDED



The Ligbron e-Learning team constantly monitors attendance of lessons being broadcast in real-time, ensuring that the schools are supported in whatever way they need to maintain a high attendance record. Session attendance is important as it supplements the offline content we supply to them to provide a well-rounded, holistic education. From all the schools that you are sponsoring, the following shows their subject attendance per grade:



Unfortunately, life happens, and some sessions are missed. For each broadcast session, our team records when a school class did not log in and the reason why they did not attend. This year we found that absent reasons, which were not beyond the schools' control, were mostly attributed to issues related to the teachers at the school. Some examples include new teachers, teachers that are behind and the absence of teachers in the needed position as a whole. These examples verify the desperate need for our service in these schools even more.

For the schools that you are sponsoring, the following absence rate was recorded for 2022 for each grade:

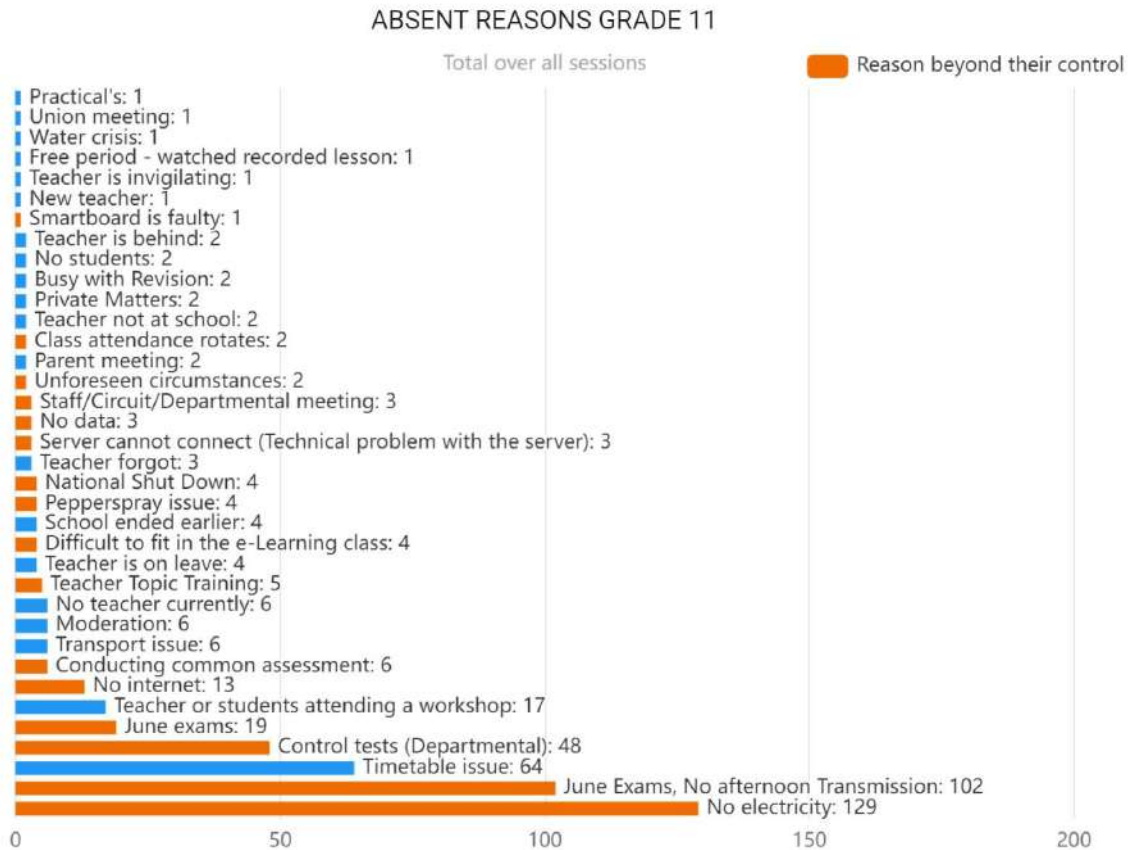


Whenever a school can not attend, they need to let us know. If they don't, we spend the needed time to contact them from our side and make sure we understand why they could not attend. The following shows how many times a school did not contact us first, and we had to contact them. Our goal is always to keep this number as low as possible so that we can spend more time on improving our service.

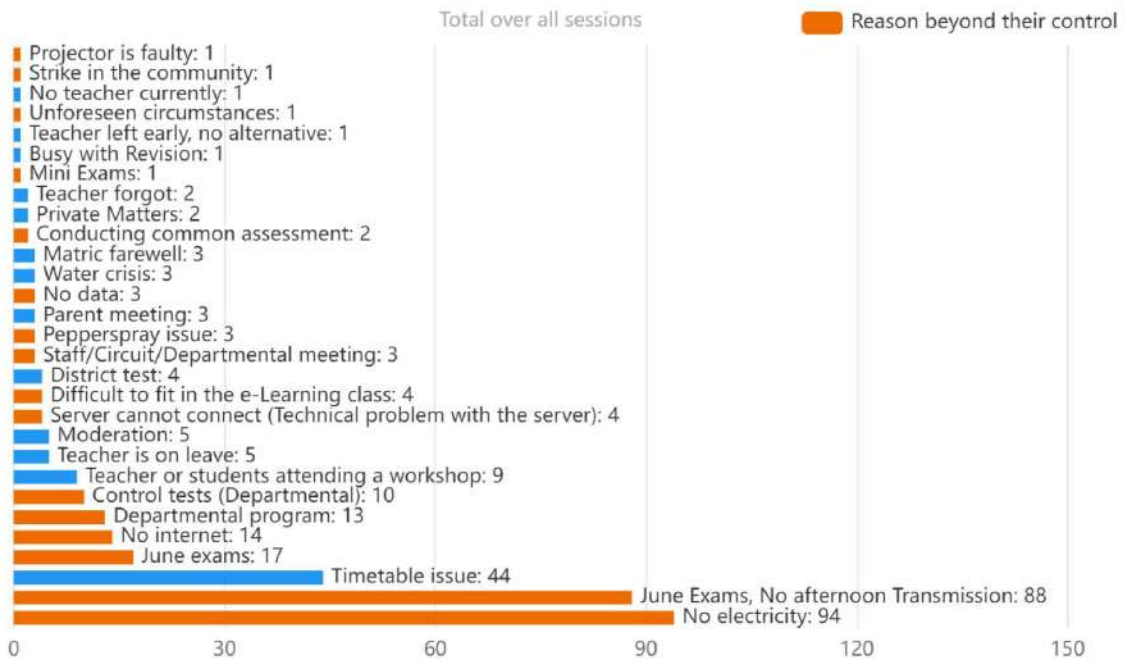
COMMUNICATIONS



For the schools that you are sponsoring, the following highlights the reasons why they could not attend a session. Note that we classify reasons that are either beyond their control, which does not negatively reflect their attendance metrics or in their control, which does. We constantly try and support schools to resolve all of these issues listed.



ABSENT REASONS GRADE 12



ATTENDANCE OVERVIEW PER GRADE AND CLASS

This is a breakdown of each school per class, how many sessions they attended, how many sessions they were absent for, when they were absent, when was it beyond their control, an attendance percentage, whether they logged in on time and lastly, how many times we had to contact them to find out why they were absent.

Grade 12

School	Subject	Attended	Absent	Beyond Control	Attendance	On Time	Communicated
Azalea Combined School	Mathematics 2022	20	7	7	100%	100%	2
Azalea Combined School	Science 2022	19	6	6	100%	89%	0
Balfour Combined School	Mathematics 2022	0	27	4	0%	0%	0
Balfour Combined School	Science 2022	0	23	3	0%	0%	0
Dlomodlomo Secondary School	Mathematics 2022	19	8	8	100%	100%	1
Dlomodlomo Secondary School	Science 2022	16	8	7	94%	94%	1
IM Manchu High School	Mathematics 2022	13	14	11	81%	92%	3
IM Manchu High	Science 2022	14	9	8	93%	100%	2

School	Subject	Attended	Absent	Beyond Control	Attendance	On Time	Communicated
School							
Isifisoethu Secondary School	Mathematics 2022	16	11	9	89%	81%	0
Isifisoethu Secondary School	Science 2022	8	17	14	73%	75%	1
Jandrell Secondary School	Mathematics 2022	17	10	10	100%	100%	1
Jandrell Secondary School	Science 2022	19	6	5	95%	89%	0
Khula-Sakhile Secondary School	Mathematics 2022	18	9	6	86%	100%	3
Khula-Sakhile Secondary School	Science 2022	17	8	5	85%	88%	0
Khunjuliwe Secondary School	Mathematics 2022	8	18	17	89%	88%	4
Khunjuliwe Secondary School	Science 2022	5	20	18	71%	80%	4
Nthoroane Secondary School	Mathematics 2022	16	11	9	89%	100%	2
Nthoroane Secondary School	Science 2022	15	8	7	94%	100%	0
Qondulwazi Secondary School	Mathematics 2022	20	6	5	95%	95%	0
Qondulwazi Secondary School	Science 2022	19	6	5	95%	89%	0
Setsheng Secondary School	Mathematics 2022	16	11	10	94%	81%	3
Setsheng Secondary School	Science 2022	14	9	8	93%	57%	0
Stanwest Secondary School	Mathematics 2022	13	14	10	76%	100%	4
Stanwest Secondary School	Science 2022	15	9	9	100%	93%	0
Thobelani Secondary School	Mathematics 2022	18	9	7	90%	100%	1
Thobelani Secondary School	Science 2022	9	14	11	75%	100%	1
Thuto Thebe Secondary School	Mathematics 2022	19	8	7	95%	84%	1
Thuto Thebe Secondary School	Science 2022	12	11	11	100%	75%	1
Tshepeha Combined School	Mathematics 2022	18	9	7	90%	61%	1
Tshepeha Combined School	Science 2022	15	8	8	100%	73%	2
Zikhetheleni Secondary School	Mathematics 2022	21	5	4	95%	100%	0
Zikhetheleni Secondary School	Science 2022	22	3	3	100%	100%	0

Grade 11

School	Subject	Attended	Absent	Beyond Control	Attendance	On Time	Communicated
Azalea Combined School	Mathematics 2022	20	8	7	95%	95%	0
Azalea Combined School	Science 2022	20	12	9	87%	100%	0
Balfour Combined School	Mathematics 2022	0	28	4	0%	0%	1
Balfour Combined School	Science 2022	0	32	4	0%	0%	0
Dlomodlomo Secondary School	Mathematics 2022	20	8	7	95%	85%	1
Dlomodlomo Secondary School	Science 2022	18	14	11	86%	100%	2
IM Manchu High School	Mathematics 2022	11	10	9	92%	91%	1
IM Manchu High School	Science 2022	6	26	11	29%	83%	5
Isifisoethu Secondary School	Mathematics 2022	8	20	11	47%	88%	3
Isifisoethu Secondary School	Science 2022	9	23	21	82%	89%	4
Jandrell Secondary School	Mathematics 2022	17	11	10	94%	94%	0
Jandrell Secondary School	Science 2022	23	9	9	100%	100%	0
Khula-Sakhile Secondary School	Mathematics 2022	15	13	10	83%	100%	5
Khula-Sakhile Secondary School	Science 2022	21	11	10	95%	76%	0
Khunjuliwe Secondary School	Mathematics 2022	10	18	17	91%	100%	3
Khunjuliwe Secondary School	Science 2022	13	19	17	87%	92%	3
Nthoroane Secondary School	Mathematics 2022	6	22	17	55%	100%	5
Nthoroane Secondary School	Science 2022	14	18	16	88%	100%	4
Qondulwazi Secondary School	Mathematics 2022	19	9	9	100%	84%	1
Qondulwazi Secondary School	Science 2022	23	9	9	100%	96%	0
Setsheng Secondary School	Mathematics 2022	17	11	10	94%	71%	3
Setsheng Secondary School	Science 2022	18	14	13	95%	72%	1
Stanwest Secondary School	Mathematics 2022	8	20	15	62%	88%	5
Stanwest Secondary School	Science 2022	19	13	10	86%	100%	0

School	Subject	Attended	Absent	Beyond Control	Attendance	On Time	Communicated
Thobelani Secondary School	Mathematics 2022	18	10	10	100%	89%	1
Thobelani Secondary School	Science 2022	17	15	13	89%	100%	2
Thuto Thebe Secondary School	Mathematics 2022	13	15	11	76%	69%	2
Thuto Thebe Secondary School	Science 2022	16	16	14	89%	94%	3
Tshepeha Combined School	Mathematics 2022	15	13	8	75%	33%	2
Tshepeha Combined School	Science 2022	11	21	19	85%	64%	3
Zikhetheleni Secondary School	Mathematics 2022	24	4	3	96%	100%	1
Zikhetheleni Secondary School	Science 2022	28	4	4	100%	100%	0

SUPPORT STATISTICS

Our technical team is always ready on standby to support our schools. The following is a summary of the support events that were performed for your schools this year:



School	Vehicle Trips	Routine Checks	Full Installations	Support Requests
Azalea Combined School	8	5	0	9
Balfour Combined School	2	1	0	3
Dlomodlomo Secondary School	3	2	0	2
IM Manchu High School	5	5	0	6
Isifisoethu Secondary School	5	3	0	6
Jandrell Secondary School	5	3	0	3
Khula-Sakhile Secondary School	4	5	0	4
Khunjuliwe Secondary School	4	2	0	5
Nthoraone Secondary School	6	5	0	0
Qondulwazi Secondary School	4	3	0	5
Setsheng Secondary School	1	1	0	2
Stanwest Secondary School	3	2	0	3

School	Vehicle Trips	Routine Checks	Full Installations	Support Requests
Thobelani Secondary School	10	13	0	7
Thuto Thebe Secondary School	3	4	0	4
Tshepeha Combined School	4	1	0	4
Zikhetheleni Secondary School	4	3	0	6

CLOSE-OUT

The Ligbron e-Learning technical team has had a very positive year. This is largely due to proactive planning and great teamwork from all our staff.

We have a remote-first policy, but we are always ready to resolve issues at the school as needed.

We have continued with our routine calls to teachers that we implemented. This not only reduces the need for on-site visits but also enhances our relationship with the teachers, resulting in better service and ensuring no issues are missed.

We have also continued to do needed routine checks at all locations to make sure the students get the best possible service and access to the tools they need to thrive.

Below is a summary of your school's maintenance for this year:

IM Manchu High School

- Routine checks – 5

Setsheng Secondary school

- Routine checks – 1

Isifisoethu Secondary school

- Routine checks – 3
- New pepper spray unit installed.
- On 8 November 2022 the principal phoned to inform us about a burglary that took place at the school the previous day. We sent our technician to remove the remaining equipment. We will do a full installation of the stolen equipment along with the old equipment January 2023.

Nthoraone Secondary school

- Routine checks – 5
- New pepper spray unit installed.

Tshepeha Combined School

- Routine checks – 1

Balfour Combined School

- Routine checks – 1

Khunjuliwe Secondary school

- Routine checks – 2

Qondulwazi Secondary school

- Routine checks – 3
- Pepper spray canister replaced.

Diomodlomo Secondary school

- Routine checks – 2

Jandrell Secondary school

- Routine checks – 3
- Classroom inspections were done on the 12th of April 2022, in both maths and science classrooms.
- Sim card installed.

Khula-Sakhile Secondary School

- Routine checks – 5
- New pepper spray unit installed in the maths classroom.

Stanwest Secondary school

- Routine checks – 2
- Sim card installed.

Thobelani Secondary School

- Routine checks – 13
- Nuc was replaced in the science classroom.
- Projector installed in the maths classroom.
- Pepper spray canister replaced in the science classroom.

Thuto-Thebe Secondary School

- Routine checks – 4
- Pepper spray canister replaced in the maths classroom.
- Pepper spray canister replaced in the science classroom.

Zikhetheleni Secondary School

- Routine checks – 3
- New webcam installed in the science classroom.
- New usb hub installed in the maths classroom.

Azalea Combined

- Routine checks – 7
- Sim card installed.
- New pepper spray unit installed in the science classroom.
- New usb hub installed in the maths classroom.
- 2 upgrade installation was done in both maths and science classrooms The installation includes an e-Learning designed e-Boxx with a webcam, keyboard and mouse..



Please feel free to contact us if you have any questions. We look forward to bringing the students - and you - even more value next year.

We wish you a Merry Christmas and a prosperous New Year.